



Market Structure  
Intelligence

## Liquidity Analytics

Actionable insights for complex and fragmented markets

Designed to give global trading and investment firms enhanced visibility over dark and lit liquidity, our solution enables navigation across fragmented and dynamic market landscapes. Our technology normalises trade conditions across all venues, providing consistent aggregations of trading volumes and market quality metrics such as fill rates, spreads, market depth or price movement.

**An independent, consolidated view of trading activity reflecting the ongoing changes of market structure.**

Covering global developed and emerging markets, Liquidity Analytics empowers clients to act on changing market dynamics with confidence.

---

## Industry-Leading Data Foundation

### Key Statistics

Global Trading Venues

120+

Messages Daily


12B+

Daily Quality Checks

500

Full depth of data

Level  
1 | 2 | 3



## Key Capabilities

### **Systematic Internalisers**

Evaluate market share of trades reported under this mechanism. Drill down into detail, filtering out non-addressable volume to create realistic views of comparable market volumes.

### **Large In Scale (LIS)**

Understand market structure dynamics pre and post MiFID II and Brexit, including impacts on Large In Scale trading and dark pools.

### **Spreads & Market Depth**

Compare market quality across venues using various spread measures including spreads on BBO and effective spreads for given trade sizes.

### **Price Movement Analysis**

Investigate market movements for trades across block trading venues, lit markets, and dark pools to optimise execution strategies.

### **Alternative Closing Mechanisms**

Monitor evolution of new mechanisms disrupting traditional exchange auctions as passive trading drives volumes to benchmark end-of-day pricing.

### **Volume Profiles**

Leverage security statistics to observe intra-day volume profiles and pre-trade indicators for algorithmic and router research and development.

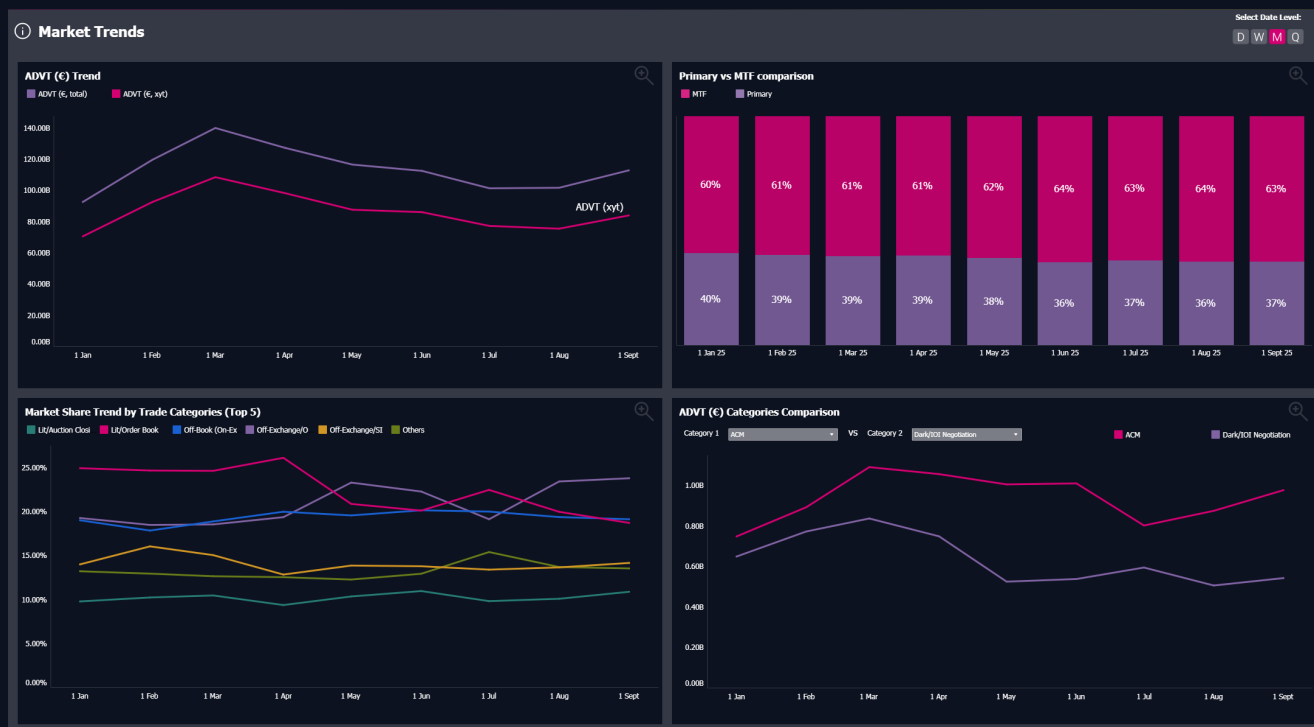
## Use Cases

- **Optimise Trading & Execution** Deliver actionable insights through transparency on market structure changes, enabling more informed trading decisions
- **Venue Comparison** Market quality measures provide indications for expected transaction costs. Normalised indicators enable direct venue comparisons
- **Volume Analysis** Normalised traded volumes and market share provide accurate trading activity history and pre-trade liquidity guidance across venues
- **Real-time Monitoring** Monitor consolidated liquidity including unexpected off-book activity, unusually large trades, and sudden OTC volume increases

## Key Differentiators

- **Independence** As a privately owned company, we provide unbiased and objective data analysis with no conflicts of interest
- **Global Coverage** Analytics across 120+ global markets providing comprehensive international visibility to users
- **Flexible Delivery** Data available via web dashboards, APIs, scheduled reports, and secure file transfer protocols
- **Transparent Methodology** All measures fully documented and verifiable with underlying tick data for complete transparency
- **Cost Management** Reduce Total Cost of Ownership through our subscription model and comprehensive analytics platform
- **Trend Analysis** Analysis over time rather than snapshots enables bespoke trend analysis and custom filtered studies

## Example screens







# Technical Architecture & Service Delivery














## Private Cloud Infrastructure

- › **Independent Infrastructure:** Hosted in our own private cloud with no external dependencies, ensuring data security and system control
- › **High-Performance Stack:** Purpose-built technology stack for financial markets with scalable architecture for volume surges
- › **Enterprise-Grade Security:** System resilience with comprehensive data protection. ISO/IEC 27001:2022 certification. Data centre ISO 27001 certified

## Analytics as a Service Model

- › **T+1 and Real-time Data:** Immediate availability for both historical analysis and live decision-making
- › **Minimal Integration:** Turnkey solution reducing implementation time and costs
- › **Multiple Access Methods:** Web dashboards, APIs, file delivery (PDF, CSV), and white-label solutions
- › **OMS/EMS Integration:** Seamless workflow embedding for pre and post-trade analytics

# Industry Recognition

 <p><b>Awards Winner 2025</b> Best Analytics Solution</p>	 <p><b>Awards Winner 2025</b> Best Transaction Cost Analysis (TCA) Tool</p>	 <p><b>Awards Winner 2024</b> ETF Data Provider of the Year</p>	 <p><b>Awards Winner 2024</b> Outstanding Market Data Services Provider – Equities</p>	 <p><b>Awards Winner 2024</b> Best Transaction Cost Analysis (TCA) Solution</p>
 <p><b>Awards Winner 2024</b> Best Data Analytics Provider</p>	 <p><b>Awards Winner 2023</b> ETF Data Provider of the Year</p>	 <p><b>Awards Winner 2023</b> Best Data Science Solution</p>	 <p><b>Awards Winner 2023</b> Best Data Provider – of the Year</p>	 <p><b>Awards Winner 2022</b> Outstanding Market Data Provider</p>
 <p><b>Awards Winner 2022</b> Best Transaction Cost Analysis (TCA) Tool</p>	 <p><b>Awards Winner 2021</b> Best Transaction Cost Analysis (TCA) Tool</p>	 <p><b>Awards Winner 2019</b> Outstanding TCA Provider</p>		

## About xyt

xyt delivers a market-leading independent Trading Data Intelligence Platform that transforms complex cross asset trading data into clear, actionable insights for capital markets participants worldwide. The platform processes over 12 billion messages daily across 120+ global venues, serving the buy and sell side, investors and intermediaries with the analytics they need to optimise trading performance, and product development. For more information about xyt and the Trading Data Intelligence Platform, visit [www.xytdone.com](http://www.xytdone.com) or follow us on LinkedIn.

## Contact Information

Ready to Navigate Complex Markets?

Discover how our Liquidity Analytics can transform your trading and investment decisions.



[www.xytdone.com](http://www.xytdone.com)



[sales@xytdone.com](mailto:sales@xytdone.com)